

The Consultancy Revenue for
the Year 2015-16 is shown in
Page No: 13

Audit report under section 12A(b) of the Income-tax Act, 1961, in the case of charitable or religious trusts or institutions

We have examined the balance sheet of **Vignans Foundation For Science Technology And Research , AABTV13150** [name and PAN of the trust or institution] as at **31/03/2016** and the Profit and loss account for the year ended on that date which are in agreement with the books of account maintained by the said trust or institution.

We have obtained all the information and explanations which to the best of our knowledge and belief were necessary for the purposes of the audit. In our opinion, proper books of account have been kept by the head office and the branches of the abovenamed trust visited by us so far as appears from our examination of the books, and proper Returns adequate for the purposes of audit have been received from branches not visited by us, subject to the comments given below:

In our opinion and to the best of our information, and according to information given to us, the said accounts give a true and fair view-

(i) in the case of the balance sheet, of the state of affairs of the above named trust as at **31/03/2016** and

(ii) in the case of the profit and loss account, of the profit or loss of its accounting year ending on **31/03/2016**

The prescribed particulars are annexed hereto.

Place **GUNTUR**
Date **12/10/2016**



Name **B. Srinivasa Rao**
Membership Number **208788**
FRN (Firm Registration Number) **002798S**
Address **D. No. 5-87-129, Main Road, Lakshimpuram, GUNTUR**

Statement of particulars

I. APPLICATION OF INCOME FOR CHARITABLE OR RELIGIOUS PURPOSES

1.	Amount of income of the previous year applied to charitable or religious purposes in India during that year (₹)	38031182
2.	Whether the trust has exercised the option under clause (2) of the Explanation to section 11(1)? If so, the details of the amount of income deemed to have been applied to charitable or religious purposes in India during the previous year (₹)	No
3.	Amount of income accumulated or set apart for application to charitable or religious purposes, to the extent it does not exceed 15 per cent of the income derived from property held under trust wholly for such purposes (₹)	No
4.	Amount of income eligible for exemption under section 11(1)(c) (Give details)	No
5.	Amount of income, in addition to the amount referred to in item 3 above, accumulated or set apart for specified purposes under section 11(2) (₹)	0
6.	Whether the amount of income mentioned in item 5 above has been invested or deposited in the manner laid down in section 11(2)(b)? If so, the details thereof.	No
7.	Whether any part of the income in respect of which an option was exercised under clause (2) of the Explanation to section 11(1) in any earlier year is deemed to be income of the previous year under section 11(1B)? If so, the details thereof (₹)	No
8.	Whether, during the previous year, any part of income accumulated or set apart for specified purposes under section 11(2) in any earlier year-	
(a)	has been applied for purposes other than charitable or religious purposes or has ceased to be accumulated or set apart for application thereto, or	No
(b)	has ceased to remain invested in any security referred to in section 11(2)(b)(i) or deposited in any account referred to in section 11(2)(b)(ii) or section 11(2)(b)(iii), or	No
(c)	has not been utilised for purposes for which it was accumulated or set apart during the period for which	No

it was to be accumulated or set apart, or in the year immediately following the expiry thereof? If so, the details thereof

II. APPLICATION OR USE OF INCOME OR PROPERTY FOR THE BENEFIT OF PERSONS REFERRED TO IN SECTION 13(3)

1.	Whether any part of the income or property of the trust was lent, or continues to be lent, in the previous year to any person referred to in section 13(3) (hereinafter referred to in this Annexure as such person)? If so, give details of the amount, rate of interest charged and the nature of security, if any.	No
2.	Whether any part of the income or property of the trust was made, or continued to be made, available for the use of any such person during the previous year? If so, give details of the property and the amount of rent or compensation charged, if any.	No
3.	Whether any payment was made to any such person during the previous year by way of salary, allowance or otherwise? If so, give details	No
4.	Whether the services of the trust were made available to any such person during the previous year? If so, give details thereof together with remuneration or compensation received, if any	No
5.	Whether any share, security or other property was purchased by or on behalf of the trust during the previous year from any such person? If so, give details thereof together with the consideration paid	No
6.	Whether any share, security or other property was sold by or on behalf of the trust during the previous year to any such person? If so, give details thereof together with the consideration received	No
7.	Whether any income or property of the trust was diverted during the previous year in favour of any such person? If so, give details thereof together with the amount of income or value of property so diverted	No
8.	Whether the income or property of the trust was used or applied during the previous year for the benefit of any such person in any other manner? If so, give details	No

III. INVESTMENTS HELD AT ANY TIME DURING THE PREVIOUS YEAR(S) IN CONCERNS IN WHICH PERSONS REFERRED TO IN SECTION 13(3) HAVE A SUBSTANTIAL INTEREST

S. No.	Name and address of the concern	Where the concern is a company, number and class of shares held	Nominal value of the investment (₹)	Income from the investment (₹)	Whether the amount in col. 4 exceeded 5 percent of the capital of the concern during the previous year-say, Yes/No
Total					

Place
Date

GUNTUR
12/10/2016

Name
Membership Number
FRN (Firm Registration Number)
Address

B. Srinivasa Rao
B. Srinivasa Rao
208788
002798S
D. No. 5-87-129, Main Road, Lakshmiipuram, GUNTUR



Form Filing Details

Revision/Original Original

VIGNAN'S FOUNDATION FOR SCIENCE, TECHNOLOGY AND RESEARCH
VADLAMUDI
BALANCE SHEET AS AT 31.03.2016

PARTICULARS	Schedule	₹ As at 31.03.2016	₹ As at 31-03-2015
SOURCES OF FUNDS:			
UNRESTRICTED FUNDS			
Corpus Fund	1	50,101,116	50,101,116
General Fund	2	421,599,260	383,568,078
Designated/ Earmarked Funds		-	-
RESTRICTED FUNDS			
	3	8,558,976	7,317,194
LOANS/BORROWINGS			
	4		
Secured Loans		387,355,853	134,644,672
Un-Secured Loans		-	-
CURRENT LIABILITIES AND PROVISIONS			
	5	45,667,144	59,080,225
TOTAL		913,282,349	634,711,286
APPLICATION OF FUNDS:			
FIXED ASSETS			
	6		
Tangible Assets		510,736,742	438,037,269
Intangible Assets		2,549,552	739,403
Capital Work-in-Progress		27,902,043	5,798,966
INVESTMENTS			
Long Term		-	-
Short Term		-	-
CURRENT ASSETS			
	7	293,409,525	127,785,749
LOANS, ADVANCES AND DEPOSITS			
	8	78,684,488	62,349,900
TOTAL		913,282,349	634,711,286

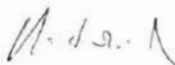
for Vignan's Foundation For Science,
Technology and Research


Managing Trustee

Place: Vadlamudi

Date: 12.10.2016

As per our report even date annexed
for M/s Punnaiah & Co
Chartered Accountants


Partner



VIGNAN'S FOUNDATION FOR SCIENCE, TECHNOLOGY AND RESEARCH

VADLAMUDI

INCOME AND EXPENDITURE ACCOUNT FOR THE YEAR ENDED 31.03.2016

Particulars	Schedule	Current Year					Previous Year
		Unrestricted Funds			Restricted Funds	Total	Total
		Corpus Fund	Designated Fund	General Fund			
INCOME							
Academic Receipts	9	-	-	534,541,409	-	534,541,409	486,679,422
Grants & Donations	10	-	-	-	-	-	-
Income from Investments		-	-	-	-	-	-
Other Incomes	11	-	-	9,207,449	-	9,207,449	9,698,848
TOTAL (A)		-	-	543,748,858	-	543,748,858	496,378,270
EXPENDITURE							
Staff Payments & Benefits	12	-	-	218,297,091	-	218,297,091	225,552,647
Academic Expenses	13	-	-	64,349,505	-	64,349,505	46,819,054
Administrative & General Expenses	14	-	-	125,297,921	-	125,297,921	113,774,799
Transportation Expenses	15	-	-	2,432,671	-	2,432,671	2,026,187
Repairs & Maintenance	16	-	-	9,954,021	-	9,954,021	6,846,259
Finance Costs	17	-	-	25,345,150	-	25,345,150	11,715,773
Depreciation	18	-	-	60,041,317	-	60,041,317	53,021,425
TOTAL (B)		-	-	505,717,676	-	505,717,676	459,756,144
Balance being Excess of Income over Expenditure (A-B)		-	-	38,031,181	-	38,031,181	36,622,126
Transfer to/from Designated Fund							
Building Fund		-	-	-	-	-	-
Corpus Fund		-	-	-	-	-	-
Balance Being Surplus/(Deficit) Carried to General Fund		-	-	38,031,181	-	38,031,181	36,622,126
Notes on Accounts	-						

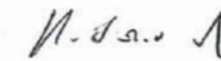
As per our report even date annexed

for Vignan's Foundation For Science,
Technology and Research

for M/s Punnaiah & Co
Chartered Accountants


Managing Trustee

Place: Vadlamudi
Date: 12.10.2016


Partner



VIGNAN'S FOUNDATION FOR SCIENCE, TECHNOLOGY AND RESEARCH: VADLAMUDI.

SCHEDULES FORMING PART OF BALANCE SHEET AS AT 31.03.2016

SCHEDULE -1 CORPUS FUND

Particulars	As at 31-03-'16	As at 31-03-'15
Balance as at the beginning of the year	501,01,116	501,01,116
Add: Contributions/yearmarked towards Corpus	-	-
Deduct: Asset written off during the year created out of Corpus	-	-
BALANCE AT THE YEAR-END	501,01,116	501,01,116

SCHEDULE -2 GENERAL FUND

Particulars	As at 31-03-'16	As at 31-03-'15
Balance as at the beginning of the year	3835,68,078	3469,45,953
Add: Contributions towards General Fund	-	-
Add: Balance of Net Surplus/(Deficit) transferred from the Income and Expenditure Account	380,31,181	366,22,126
BALANCE AT THE YEAR-END	4215,99,260	3835,68,078



VIGNAN'S FOUNDATION FOR SCIENCE, TECHNOLOGY AND RESEARCH: VADLAMUDI.
SCHEDULES FORMING PART OF BALANCE SHEET AS AT 31.03.2016

SCHEDULE 3 - RESTRICTED FUNDS

Particulars	FUND WISE BREAK UP				TOTAL	
	FUND AA	FUND BB	FUND CC	FUND DD	As at 31-03-'16	As at 31-03-'15
a) Opening balance of the funds	73,17,194	-	-	-	73,17,194	68,48,682
b) Additions to the Funds:						
i. Grants from Government Agencies (Net)	125,98,690	-	-	-	125,98,690	73,05,257
ii. Income from Investments made on account of Funds	-	-	-	-	-	-
iii. Accrued interest on Investments on account of Funds	-	-	-	-	-	-
iv. Other additions (Transfer of unrealised DST Project Expenses)	1,28,353	-	-	-	1,28,353	-
TOTAL (a+b)	200,44,237	-	-	-	200,44,237	141,53,939
c) Utilisation/Expenditure towards objectives of funds						
i. Capital Expenditure						
Equipment	60,89,715	-	-	-	60,89,715	29,94,517
Others	-	-	-	-	-	1,86,807
Total	60,89,715	-	-	-	60,89,715	31,81,324
ii. Revenue Expenditure						
Salaries, Wages and Allowances, etc.,	20,19,513	-	-	-	20,19,513	11,75,103
Rent	-	-	-	-	-	-
Other Administrative Expenses	33,76,033	-	-	-	33,76,033	24,80,318
Total	53,95,546	-	-	-	53,95,546	36,55,421
TOTAL (c)	114,85,261	-	-	-	114,85,261	68,36,745
NET BALANCE AS AT THE YEAR-END (a+b-c)	85,58,976	-	-	-	85,58,976	73,17,194



VIGNAN'S FOUNDATION FOR SCIENCE, TECHNOLOGY AND RESEARCH: VADLAMUDI.
SCHEDULES FORMING PART OF BALANCE SHEET AS AT 31.03.2016


SCHEDULE 4 - LOANS/BORROWINGS

SECURED LOANS

Particulars	As at 31-03-'16	As at 31-03-'15
1. Central Government	-	-
2. State Government (Specify)	-	-
3. Financial Institutions		
a) Term Loans	-	-
b) Interest accrued and due	-	-
4. Banks:		
a) Term Loans		
UCO Bank Car Loan - 21890610018019	3,83,691	4,42,399
UCO Bank Car Loan - 21890610019986	4,48,878	5,45,704
HDFC Bank Car Loan - 27091598	19,49,676	24,92,535
PNB Term Loan,Gnt TL A/c No.019500IF00000028	2999,39,739	-
-Interest accrued and due	17,10,763	-
b) Other Loans		
UCO Bank Loan against FDR 0496	-	-
UCO Bank Loan against FDR 6665	-	-
UCO Bank Loan against FDR 02230210002834	-	811,48,281
Dhanlaxmi Bank OD A/c No.331	-	500,15,753
Dhanlaxmi Bank OD A/c No.309	823,76,554	-
-Interest accrued and due	5,46,552	-
5. Other Institutions and Agencies	-	-
6. Debentures and Bonds	-	-
7. Others (Specify)	-	-
Total	3873,55,853	1346,44,672
Note: Amounts due within one year		

UNSECURED LOANS

Particulars	As at 31-03-'16	As at 31-03-'15
1. Central Government	-	-
2. State Government (Specify)	-	-
3. Financial Institutions	-	-
4. Banks:		
a) Term Loans	-	-
b) Other Loans (specify)	-	-
5. Other Institutions and Agencies		
6. Debentures and Bonds	-	-
7. Fixed Deposits	-	-
Total	-	-
Note: Amounts due within one year		



VIGNAN'S FOUNDATION FOR SCIENCE, TECHNOLOGY AND RESEARCH: VADLAMUDI.
 SCHEDULES FORMING PART OF BALANCE SHEET AS AT 31.03.2016
 SCHEDULE 5 - CURRENT LIABILITIES & PROVISIONS

Particulars	As at 31-03-'16	As at 31-03-'15
A. CURRENT LIABILITIES		
1. Deposits from Staff	4,55,003	7,37,660
2. Deposits from Students	-	-
3. Sundry Creditors	-	-
a) For Goods & Services	263,09,258	279,56,730
b) others	-	-
c) Receipts from other units	-	-
4. Advance Fee Collections	11,92,435	11,24,644
5. Interest accrued but not due on:		
a) Secured Loans/Borrowings	-	-
b) Un-Secured Loans/Borrowings	-	-
6. Statutory Liabilities (GPF,TDS,WC TAX,CPF,GIS,NPS):		
a) Overdue	-	-
b) TDS Payable	21,73,344	17,52,771
c) Professional Tax Due	74,250	80,450
d) Provident Fund Payable	4,60,453	4,94,893
7. Other Current Liabilities	-	-
a) Salaries	5,25,145	180,87,916
b) Receipts against Sponsored Projects	-	-
c) Receipts against Sponsored Fellowships & Scholarships	-	-
d) Unutilised Grants	-	-
e) Grants in Advance	-	-
f) Miscellaneous Funds	40,99,957	37,58,500
g) Other Liabilities	102,06,140	49,18,214
h) Scholarships	-	-
TOTAL (A)	454,95,985	589,11,778
B. PROVISIONS		
1. For Taxation	-	-
2. Gratuity	-	-
3. Superannuation/Pension	-	-
4. Accumulated Leave Encashment	-	-
5. LIC Premium Payable	1,71,159	1,68,447
6. Trade Warranties/Claims	-	-
7. Others (Specify)	-	-
TOTAL (B)	1,71,159	1,68,447
TOTAL (A+B)	456,67,144	590,80,225



VIGNAN'S FOUNDATION FOR SCIENCE, TECHNOLOGY AND RESEARCH: VADLAMUDI.
SCHEDULES FORMING PART OF BALANCE SHEET AS AT 31.03.2016

SCHEDULE 6 - FIXED ASSETS

Particulars	Depreciation Rate	GROSS BLOCK				DEPRECIATION					NET BLOCK	
		Cost/valuation As at beginning of the Year	Additions during the Year	Deductions during the Year	Cost/valuation at the Year-end	As at the beginning of the Year	On Openings During the Year	On Additions During the Year	On Deductions during the Year	Total up to the Year-end	As at the Current Year-end	As at the Previous Year-end
I. Land:												
a) Freehold	0	12,210,585	19,853,123	0	32,063,708	0	0	0	0	0	32,063,708	12,210,585
b) Leasehold		0	0	0	0	0	0	0	0	0	0	0
II. Buildings:												
a) On Freehold Land		0	0	0	0	0	0	0	0	0	0	0
b) On Leasehold Land	10	402,161,672	61,070,890	0	463,232,562	77,664,313	32,449,736	3,053,545	0	113,167,594	350,064,968	324,497,359
c) Ownership Flats/Premises		0	0	0	0	0	0	0	0	0	0	0
d) Superstructures on Land not belonging to Educational Institutions		0	0	0	0	0	0	0	0	0	0	0
III. Plants, machinery & equipment	15	27,616,164	15,410,858	0	43,027,022	5,754,222	3,279,291	1,221,814	0	10,255,327	32,771,695	21,861,942
IV. Furniture & fixtures	10	38,414,009	11,985,722	0	50,399,731	7,574,949	3,083,906	703,093	0	11,361,948	39,037,783	30,839,060
V. Office Equipment	15	1,665,304	62,180	0	1,727,484	576,372	163,340	4,664	0	744,376	983,108	1,088,932
VI. Computer/peripherals	60	21,446,932	5,398,726	0	26,845,658	17,755,413	2,214,911	1,730,798	0	21,701,122	5,144,536	3,691,519
VII. Electric Installations	15	9,878,127	4,242,799	0	14,120,926	2,260,514	1,142,642	545,786	0	3,948,942	10,171,984	7,617,613
VIII. Library books	60	9,988,053	3,391,638	0	13,379,691	7,337,677	1,590,225	1,030,563	0	9,958,466	3,421,225	2,650,376
IX. Tube wells & water supply		0	0	0	0	0	0	0	0	0	0	0
XI. Lab Equipment	15	21,356,504	3,776,553	0	25,133,057	4,847,962	2,476,281	384,955	0	7,709,198	17,423,859	16,508,542
XII. Sports Equipment	15	1,343,411	134,432	0	1,477,843	313,976	154,415	18,365	0	486,757	991,086	1,029,435
XIV. Vehicles	15	6,018,279	1,348,476	0	7,366,755	1,253,082	714,779	101,136	0	2,068,998	5,297,757	4,765,197
XVII. University equipment	15	4,113,794	2,552,467	0	6,666,261	823,496	493,545	270,803	0	1,587,844	5,078,417	3,290,298
XVIII. Research & Development Equipment												
a) Computer Equipment	60	5,827,854	800,000	0	6,627,854	4,098,089	1,037,859	240,000	0	5,375,948	1,251,906	1,729,765
b) Computer Software	25	3,325,568	0	0	3,325,568	1,226,815	524,688	0	0	1,251,503	1,574,065	2,098,753
c) Lab Equipment	15	5,273,452	2,216,675	0	7,490,127	1,568,451	555,750	172,657	0	2,296,858	5,193,269	3,705,001
d) Library Books	60	1,196,022	0	0	1,196,022	922,636	164,032	0	0	1,086,667	109,355	273,386
e) Solar Vehicle	15	78,932	6,400	0	85,332	5,920	10,952	960	0	17,832	67,500	73,012
f) Vignan Viranchi Electric vehicle	15	115,130	0	0	115,130	8,635	15,974	0	0	24,609	90,521	106,495
XIV. Computer Software	25	1,255,847	2,300,000	0	3,555,847	516,445	184,851	305,000	0	1,006,295	2,549,552	739,403
A. Total of CURRENT YEAR		573,285,639	134,550,939	0	707,836,578	134,508,967	50,257,178	9,784,139	0	194,550,284	513,286,294	438,776,672
PREVIOUS YEAR WIP		5,798,966	5,798,966	5,798,966	5,798,966	0	0	0	0	0	5,798,966	4,862,768
XII. Capital Work-in-Progress	0	83,173,967	83,173,967	0	83,173,967	0	0	0	0	0	83,173,967	75,936,197
TRANSFER TO ASSETS		0	61,070,890	0	61,070,890	0	0	0	0	0	61,070,890	75,000,000
B. NET WORK-IN-PROGRESS		5,798,966	27,902,043	5,798,966	27,902,043	0	0	0	0	0	27,902,043	5,798,966
TOTAL (A+B)		579,084,605	162,452,982	5,798,966	735,738,621	134,508,967	50,257,178	9,784,139	0	194,550,284	541,188,336	444,575,637

SCHEDULE 7 - CURRENT ASSETS

Particulars	As at 31-03-'16	As at 31-03-'15
1. Stock:		
a) Stores and Spares	-	-
b) Loose Tools	-	-
c) Publications	-	-
d) Unifroms	-	-
2. Sundry Debtors (Fee Receivables):		
a) Outstanding for a period exceeding six months	-	-
b) Others	-	-
3. Cash Balances in hand (including cheques/ drafts and imprest)	2,69,639	98,884
4. Bank Balances (to be further classified as pertaining to earmarked fund or otherwise)		
a) With Scheduled Banks:		
In Current Accounts	118,10,435	43,17,639
In Term Deposit Accounts	1290,17,610	1232,05,508
In Savings Accounts	1523,11,841	1,63,718
b) With Non-Scheduled Banks:		
In Current Accounts	-	-
In term deposit Accounts	-	-
In Savings Accounts	-	-
5. Post Office- Savings Accounts	-	-
TOTAL	2934,09,525	1277,85,749



SCHEDULE 8 - LOANS, ADVANCES & DEPOSITS

Particulars	As at 31-03-'16	As at 31-03-'15
1. Advances to Employees:		
(Non-interest bearing)		
a) Salary	1,27,909	2,33,097
b) Festival	-	-
c) LTC	-	-
d) Medical Advance	-	-
e) Other (Advances for Expenditure)	6,56,572	5,54,426
2. Long Term Advances to Employees:		
(Interest bearing)		
a) Vehicle loan	-	-
b) Home loan	-	-
c) Others (to be specified)	-	-
3. Advances and other amounts recoverable in cash or in kind or for value to be received:		
a) On Capital Account	177,24,000	-
b) to suppliers	119,08,740	134,83,703
c) Service providers	7,09,202	11,41,570
4. Prepaid Expenses		
a) Insurance	5,20,035	3,55,044
b) Internet	20,70,231	25,24,215
c) Others	40,92,870	37,80,332
5. Deposits		
a) Telephone	46,249	37,849
b) Lease Rent	3,82,025.00	489025
c) Electricity	16,32,750	4,80,000
d) MCI, if applicable	-	-
e) Security deposit	750	750
f) Gas deposit	6,800	6,800
g) AP Food Processing Society	50,000	50,000
6. Income Accrued		
a) On Inv. Earmarked/Endowment Funds	-	-
b) On Investments-Others	-	-
c) On Loans and Advances		
d) Fee receivable	349,82,531.00	364,06,243
(includes income due unrealized-Rs.....)		
7. Other receivable		
a) Debit balances in Sponsored Projects	-	-
b) Debit balances in Fellowship & Scholarship	-	-
c) Grants Recoverable	-	-
d) TDS Receivables	33,88,498	24,46,520
e) TCS Receivables	3,60,326	3,60,326
f) Others	25,000	-
8. Claims Receivable	-	-
TOTAL	786,84,488	623,49,900



SCHEDULE 9 - ACADEMIC RECEIPTS

Particulars	Current Year	Previous Year
FEE FROM STUDENTS		
Academic		
1. Tuition Fee	4502,99,707	4282,83,987
2. Admission Fee	194,70,000	146,21,400
3. Campus Recruitment Training Fee	-	-
Total (A)	4697,69,707	4429,05,387
Examinations		
1. Admission-test Fee	112,92,960	56,03,135
2. Annual Examination Fee	302,32,740	235,30,620
3. Mark Sheet, Certificate Fee	26,82,000	3,63,000
Total (B)	442,07,700	294,96,755
Other fees		
1. Identity Card Fee	4,92,634	2,22,160
2. Fine/Miscellaneous Fee	57,84,248	61,43,620
3. Medical Fee	-	-
4. Transportation Fee	-	-
5. Other Receipts		
i) Non Govt Research Grants	42,45,120	25,68,500
ii) Consultancy Receipts	25,64,000	15,85,000
iii) Receipts from non govt bodies for infrastructure	65,00,000	35,00,000
iv) Receipts from Alumni Contribution	9,78,000	2,58,000
Total (C)	205,64,002	142,77,280
Sale of Publications		
1. Sale of Syllabus and Question Paper, etc.	-	-
2. Sale of Prospectus including Admission Forms	-	-
Total (D)	-	-
GRAND TOTAL (A+B+C+D)	5345,41,409	4866,79,422



VIGNAN'S FOUNDATION FOR SCIENCE, TECHNOLOGY AND RESEARCH
VADLAMUDI

SCHEDULE 10 - GRANTS & DONATIONS (Irrevocable Grants & Subsidies Received)

Particulars	Current Year	Previous Year
1) Central Government	-	-
2) State Government(s)	-	-
3) Government Agencies	-	-
4) Institutions/Welfare Bodies	-	-
5) International Organisations	-	-
6) Others (Specify)	-	-
TOTAL	-	-

SCHEDULE 11 - OTHER INCOME

Particulars	Current Year	Previous Year
A. Income from Land & Building		
1. Hostel Room Rent	-	-
2. License Fee	-	-
3. Hire Charges of Auditorium/Play Ground/ Convention Centre, etc.,	-	-
4. Electricity & Water Charges	-	-
Total	-	-
B. Sale of Institute's publications	-	-
C. Income from holding events		
1. Gross Receipts from Annual Function/Sports Carnival	-	-
Less: Direct Exp. on the Annual Function/Sports Carnival	-	-
2. Gross Receipts from Fetes	-	-
Less: Direct Expenditure incurred on the Fetes	-	-
3. Gross Receipts for Educational Tours	-	-
Less: Direct Expenditure incurred on the Tours	-	-
4. Others (to be specified and separately disclosed)	-	-
Total	-	-
D. Interest on Term Deposits:		
a) With Scheduled Banks (FDRs)	91,42,383	96,27,060
b) With Non-Scheduled Banks	-	-
c) With Institutions	-	-
d) Others	-	-
Total	91,42,383	96,27,060
E. Interest on Savings Accounts:		
a) With Scheduled Banks	58,330	-
b) With Non-Scheduled Banks	6,736	6,388
c) With Institutions	-	-
d) Others	-	-
Total	65,066	6,388
F. Interest On Loans:		



Particulars	Current Year	Previous Year
a) Employees/Staff	-	-
b) Others	-	-
Total	-	-
G. Interest on Debtors and Other Receivables	-	65,400
H. Others		
1. RTI Fee	-	-
2. Income from Royalty	-	-
3. Sale of Application Forms (Recruitment)	-	-
4. Application Fee	-	-
5. Profit on Sale/Disposal of Assets:	-	-
a) Owned Assets		
b) Assets acquired out of Grants/received Free of Cost	-	-
6. Others	-	-
7. Prior Period Adjustments	-	-
Total	-	-
GRAND TOTAL (A+B+C+D+E+F+G+H)	92,07,449	96,98,848



**VIGNAN'S FOUNDATION FOR SCIENCE, TECHNOLOGY AND RESEARCH
VADLAMUDI**

SCHEDULE 12 - STAFF PAYMENTS & BENEFITS

Particulars	Current Year	Previous Year
a) Salaries and Wages		
Teaching Staff	1546,56,728	1697,40,750
Non-Teaching Staff	429,61,450	404,57,809
b) Incentives	29,49,340	9,54,533
c) Contribution to Provident Fund	62,88,211	51,86,036
d) Staff Welfare Expenses	50,46,516	38,74,985
e) Honorarium	8,27,098	8,80,186
f) Faculty Development	49,17,150	38,95,656
g) Staff Recruitment expenses	6,50,598	5,62,692
TOTAL	2182,97,091	2255,52,647

SCHEDULE 13 - ACADEMIC EXPENSES

Particulars	Current Year	Previous Year
a) Laboratory Expenses	9,93,958	7,05,229
b) Field Work/Participation	4,56,920	5,59,398
c) Seminar/Workshop	8,36,111	7,56,892
d) Payment to Visiting Faculty	13,86,500	3,77,199
e) Seed Money	10,00,000	5,00,000
f) Examination Expenses	107,22,603	89,94,538
g) Student Welfare Expenses	30,44,936	10,80,212
h) Admission Expenses	210,27,725	205,80,559
i) Convocation Expenses	28,96,721	10,07,056
j) Publications	2,17,960	1,95,012
k) Stipend/Means-cum-Merit Scholarship	39,56,500	44,31,750
l) Training & Placement Expenses	178,09,571	76,31,209
TOTAL	643,49,505	468,19,054



VIGNAN'S FOUNDATION FOR SCIENCE, TECHNOLOGY AND RESEARCH
VADLAMUDI

SCHEDULE 14 - ADMINISTRATIVE AND GENERAL EXPENSES

Particulars	Current Year	Previous Year
a) Electricity and Power	183,36,814	137,80,396
b) Rates, Taxes and Licences	23,69,919	24,28,315
c) Postage & Telegram	5,17,087	3,89,946
d) Telephone and Internet Charges	17,27,670	12,80,697
e) Printing and Stationary	46,21,346	19,32,220
f) Traveling and Conveyance Expenses	28,40,829	20,08,407
g) Expenses on Seminar/ Workshops	1,37,019	6,58,695
h) Rent	36,23,866	31,07,523
i) Auditors Remuneration	4,11,825	3,82,248
j) Advertisement and Publicity	310,16,171	275,69,204
k) Magazines & Journals	9,12,470	77,827
l) Miscellaneous Expenses	1,88,490	1,42,103
m) Functions & Celebrations	50,62,252	70,58,612
n) Research & Development	393,23,635	400,33,745
o) Expenditure on e- Journals	41,74,886	36,21,972
p) Security Charges	81,65,219	66,71,930
q) Meeting Expenses	10,54,729	6,86,226
r) Social Commitment Expenses	5,04,361	4,65,488
s) Prior period adjustments	3,09,333	14,79,245
TOTAL	1252,97,921	1137,74,799

SCHEDULE 15 - TRANSPORTATION EXPENSES

Particulars	Current Year	Previous Year
1. Vehicles (Owned by Educational Institution)		
a) Running Expenses	6,92,291	4,02,955
b) Repairs & Maintenance	1,26,670	1,45,835
c) Insurance Expenses	72,769	25,929
2. Vehicles (Not-owned by Educational Institution)		
a) Running, Repairs & Maintenance Expenses	15,40,941	14,51,468
TOTAL	24,32,671	20,26,187



VIGNAN'S FOUNDATION FOR SCIENCE, TECHNOLOGY AND RESEARCH
VADLAMUDI

SCHEDULE 16 - REPAIRS & MAINTENANCE

Particulars	Current Year	Previous Year
a) Building	6,07,520	10,92,940
b) Fixtures	5,36,706	60,794
c) Plant & Machinery	3,22,939	1,58,321
d) Office/Sports Equipments	8,60,362	8,68,241
e) Computer Maintenance (including Softwares)	7,27,128	4,67,247
f) University Maintenance	58,98,627	37,00,764
g) Electrical Maintenance	10,00,739	4,97,952
TOTAL	99,54,021	68,46,259

SCHEDULE 17 - FINANCE COSTS

Particulars	Current Year	Previous Year
a) Interest on Car loan	3,27,797	3,73,349
b) Interest on SOD Loan	16,08,541	35,40,869
c) Interest on term loan	99,52,274	-
d) Interest on Deposit Loans	58,56,733	64,98,073
e) Bank charges	75,99,805	13,03,482
TOTAL	253,45,150	117,15,773

SCHEDULE 18 - DEPRECIATION

Particulars	Current Year	Previous Year
Depreciation	600,41,317	530,21,425
TOTAL	600,41,317	530,21,425

