

<b>Criteria</b>	<b>Particulars</b>	<b>Page No</b>
4.1.4	Expenditure excluding salary for infrastructure augmentation for the year 2017-18	10

Audit report under section 12A(b) of the Income-tax Act, 1961, in the case of charitable or religious trusts or institutions

We have examined the balance sheet of **Vignans Foundation For Science Technology And Research, AABTV13150** [name and PAN of the trust or institution] as at **31/03/2018** and the Profit and loss account for the year ended on that date which are in agreement with the books of account maintained by the said trust or institution.

We have obtained all the information and explanations which to the best of our knowledge and belief were necessary for the purposes of the audit. In our opinion, proper books of account have been kept by the head office and the branches of the abovenamed trust visited by us so far as appears from our examination of the books, and proper Returns adequate for the purposes of audit have been received from branches not visited by us, subject to the comments given below:

In our opinion and to the best of our information, and according to information given to us, the said accounts give a true and fair view-

(i) in the case of the balance sheet, of the state of affairs of the above named trust as at **31/03/2018** and

(ii) in the case of the profit and loss account, of the profit or loss of its accounting year ending on **31/03/2018**

The prescribed particulars are annexed hereto.

Place **Guntur**  
Date **19/09/2018**

Name **B. Srinivasa Rao**  
Membership Number **208788**  
FRN (Firm Registration Number) **0002798S**  
Address **D. No. 5-87-129, Main Road, Lakshimpuram, Guntur**

*M. S. R.*

## ANNEXURE

## Statement of particulars

## I. APPLICATION OF INCOME FOR CHARITABLE OR RELIGIOUS PURPOSES



1.	Amount of income of the previous year applied to charitable or religious purposes in India during that year (₹)	781832375
2.	Whether the trust has exercised the option under clause (2) of the Explanation to section 11(1)? If so, the details of the amount of income deemed to have been applied to charitable or religious purposes in India during the previous year (₹)	No
3.	Amount of income accumulated or set apart for application to charitable or religious purposes, to the extent it does not exceed 15 per cent of the income derived from property held under trust wholly for such purposes (₹)	No
4.	Amount of income eligible for exemption under section 11(1)(c) (Give details)	No
5.	Amount of income, in addition to the amount referred to in item 3 above, accumulated or set apart for specified purposes under section 11(2) (₹)	0
6.	Whether the amount of income mentioned in item 5 above has been invested or deposited in the manner laid down in section 11(2)(b)? If so, the details thereof.	No
7.	Whether any part of the income in respect of which an option was exercised under clause (2) of the Explanation to section 11(1) in any earlier year is deemed to be income of the previous year under section 11(1B)? If so, the details thereof (₹)	No
8.	Whether, during the previous year, any part of income accumulated or set apart for specified purposes under section 11(2) in any earlier year-	
(a)	has been applied for purposes other than charitable or religious purposes or has ceased to be accumulated or set apart for application thereto, or	No
(b)	has ceased to remain invested in any security referred to in section 11(2)(b)(i) or deposited in any account referred to in section 11(2)(b)(ii) or section 11(2)(b)(iii), or	No
(c)	has not been utilised for purposes for which it was accumulated or set apart during the period for which	No

it was to be accumulated or set apart, or in the year immediately following the expiry thereof? If so, the details thereof

**II. APPLICATION OR USE OF INCOME OR PROPERTY FOR THE BENEFIT OF PERSONS REFERRED TO IN SECTION 13(3)**

1.	Whether any part of the income or property of the trust was lent, or continues to be lent, in the previous year to any person referred to in section 13(3) (hereinafter referred to in this Annexure as such person)? If so, give details of the amount, rate of interest charged and the nature of security, if any.	No
2.	Whether any part of the income or property of the trust was made, or continued to be made, available for the use of any such person during the previous year? If so, give details of the property and the amount of rent or compensation charged, if any.	No
3.	Whether any payment was made to any such person during the previous year by way of salary, allowance or otherwise? If so, give details	No
4.	Whether the services of the trust were made available to any such person during the previous year? If so, give details thereof together with remuneration or compensation received, if any	No
5.	Whether any share, security or other property was purchased by or on behalf of the trust during the previous year from any such person? If so, give details thereof together with the consideration paid	No
6.	Whether any share, security or other property was sold by or on behalf of the trust during the previous year to any such person? If so, give details thereof together with the consideration received	No
7.	Whether any income or property of the trust was diverted during the previous year in favour of any such person? If so, give details thereof together with the amount of income or value of property so diverted	No
8.	Whether the income or property of the trust was used or applied during the previous year for the benefit of any such person in any other manner? If so, give details	No

**III. INVESTMENTS HELD AT ANY TIME DURING THE PREVIOUS YEAR(S) IN CONCERNS IN WHICH PERSONS REFERRED TO IN SECTION 13(3) HAVE A SUBSTANTIAL INTEREST**

S. No	Name and address of the concern	Where the concern is a company, number and class of shares held	Nominal value of the investment(₹)	Income from the investment(₹)	Whether the amount in col. 4 exceeded 5 percent of the capital of the concern during the previous year-say, Yes/No
Total					

Place  
Date

Guntur  
19/09/2018

Name  
Membership Number  
FRN (Firm Registration Number)  
Address

B. Srinivasa Rao  
208788  
0002798S  
D. No. 5-87-129, Main Road, Lakshmiipuram, Guntur

**Form Filing Details**


Revision/Original	Original
-------------------	----------



**VIGNAN'S FOUNDATION FOR SCIENCE, TECHNOLOGY AND RESEARCH**  
**VADLAMUDI**  
**BALANCE SHEET AS AT 31.03.2018**

PARTICULARS	Schedule	₹ As at 31.03.2018	₹ As at 31.03.2017
<b>SOURCES OF FUNDS:</b>			
<b>UNRESTRICTED FUNDS</b>			
Corpus Fund	1	50,101,116	50,101,116
General Fund	2	650,572,819	485,569,275
Designated/Earmarked Funds		-	-
<b>RESTRICTED FUNDS</b>			
	3	2,979,868	5,610,234
<b>LOANS/BORROWINGS</b>			
Secured Loans	4	317,562,203	451,507,138
Un-Secured Loans		-	-
<b>CURRENT LIABILITIES AND PROVISIONS</b>			
	5	49,297,100	61,330,958
<b>TOTAL</b>		1,070,513,105	1,054,118,720
<b>APPLICATION OF FUNDS:</b>			
<b>FIXED ASSETS</b>			
Tangible Assets	6	606,927,414	567,910,125
Intangible Assets		2,811,136	3,925,065
Capital Work-in-Progress		857,830	1,421,719
<b>INVESTMENTS</b>			
Long Term	7	-	-
Short Term		96,183,619	-
<b>CURRENT ASSETS</b>			
	8	299,568,704	426,111,540
<b>LOANS, ADVANCES AND DEPOSITS</b>			
	9	64,164,402	54,750,271
<b>TOTAL</b>		1,070,513,105	1,054,118,720

for Vignan's Foundation For Science  
 Technology and Research

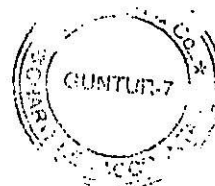
  
 Managing Trustee

As per our report even date annexed  
 for M/s Punnaiah & Co  
 Chartered Accountants

  
 Partner

Place: Vadlamudi

Date: 19.09.2018



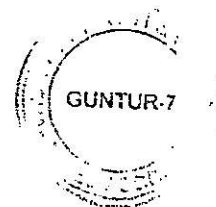
**VIGNAN'S FOUNDATION FOR SCIENCE, TECHNOLOGY AND RESEARCH**  
**VADLAMUDI**  
**INCOME AND EXPENDITURE ACCOUNT FOR THE YEAR ENDED 31.03.2018**

Particulars	Schedule	Current Year					Previous Year
		Unrestricted Funds			Restricted Funds	Total	Total
		Corpus Fund	Designated Fund	General Fund			
<b>INCOME</b>							
Academic Receipts	10	-	-	763,235,277	-	763,235,277	613,168,429
Grants & Donations	11	-	-	-	-	-	-
Income from Investments	12	-	-	1,183,619	-	1,183,619	-
Other Incomes	13	-	-	17,413,478	-	17,413,478	19,004,358
<b>TOTAL (A)</b>		-	-	781,832,375	-	781,832,375	632,172,788
<b>EXPENDITURE</b>							
Staff Payments & Benefits	14	-	-	258,552,503	-	258,552,503	228,055,430
Academic Expenses	15	-	-	79,965,593	-	79,965,593	67,941,475
Administrative & General Expenses	16	-	-	162,436,696	-	162,436,696	150,036,900
Transportation Expenses	17	-	-	2,293,821	-	2,293,821	2,628,284
Repairs & Maintenance	18	-	-	14,111,654	-	14,111,654	10,120,573
Finance Costs	19	-	-	26,825,642	-	26,825,642	36,463,771
Depreciation	20	-	-	72,642,921	-	72,642,921	72,956,341
<b>TOTAL (B)</b>		-	-	616,828,831	-	616,828,831	568,202,773
Balance being Excess of Income over Expenditure (A-B)		-	-	165,003,544	-	165,003,544	63,970,015
Transfer to/from Designated Fund							
Building Fund		-	-	-	-	-	-
Corpus Fund		-	-	-	-	-	-
Balance Being Surplus/(Deficit) Carried to General Fund		-	-	165,003,544	-	165,003,544	63,970,015
Notes on Accounts							

for Vignan's Foundation For Science,  
Technology and Research

  
Managing Trustee

Place: Vadlamudi  
Date: 19.09.2018



As per our report even date annexed  
for M/s Punnaiah & Co  
Chartered Accountants

  
Partner

VIGNAN'S FOUNDATION FOR SCIENCE, TECHNOLOGY AND RESEARCH: VADLAMUDI.


SCHEDULES FORMING PART OF BALANCE SHEET AS AT 31.03.2018

SCHEDULE -1 CORPUS FUND

Particulars	As at 31.03.2018	As at 31.03.2017
Balance as at the beginning of the year	501,01,116	501,01,116
Add: Contributions/yearmarked towards Corpus	-	-
Deduct: Asset written off during the year created out of Corpus	-	-
<b>BALANCE AT THE YEAR-END</b>	<b>501,01,116</b>	<b>501,01,116</b>

SCHEDULE -2 GENERAL FUND

Particulars	As at 31.03.2018	As at 31.03.2017
Balance as at the beginning of the year	4855,69,275	4215,99,260
Add: Contributions towards General Fund	-	-
Add: Balance of Net Surplus/(Deficit) transferred from the Income and Expenditure Account	1650,03,544	639,70,015
<b>BALANCE AT THE YEAR-END</b>	<b>6505,72,819</b>	<b>4855,69,275</b>



**VIGNAN'S FOUNDATION FOR SCIENCE, TECHNOLOGY AND RESEARCH: VADLAMUDI.**  
**SCHEDULES FORMING PART OF BALANCE SHEET AS AT 31.03.2018**

**SCHEDULE 3 - RESTRICTED FUNDS**

Particulars	FUND WISE BREAK UP				TOTAL	
	FUND AA	FUND BB	FUND CC	FUND DD	As at 31.03.2018	As at 31.03.2017
a) Opening balance of the funds	56,10,234	-	-	-	56,10,234	85,58,976
b) Additions to the Funds:						
i. Grants from Government Agencies (Net)	81,74,127	-	-	-	81,74,127	90,82,977
ii. Income from Investments made on account of Funds	-	-	-	-	-	-
iii. Accrued interest on Investments on account of Funds	1,43,562	-	-	-	1,43,562	10,922
iv. Other additions (Transfer of unrealised DST project funds)		-	-	-	-	21,19,210
<b>TOTAL (a+b)</b>	<b>139,27,923</b>	<b>-</b>	<b>-</b>	<b>-</b>	<b>139,27,923</b>	<b>197,72,085</b>
c) Utilisation/ Expenditure towards objectives of funds						
i. Capital Expenditure						
Equipment	28,57,347	-	-	-	28,57,347	60,16,097
Others		-	-	-	-	-
<b>Total</b>	<b>28,57,347</b>	<b>-</b>	<b>-</b>	<b>-</b>	<b>28,57,347</b>	<b>60,16,097</b>
ii. Revenue Expenditure						
Salaries, Wages and Allowances, etc.,	21,97,937	-	-	-	21,97,937	28,48,488
Rent	-	-	-	-	-	-
Other Administrative Expenses	58,92,771	-	-	-	58,92,771	52,97,266
<b>Total</b>	<b>80,90,708</b>	<b>-</b>	<b>-</b>	<b>-</b>	<b>80,90,708</b>	<b>81,45,754</b>
<b>TOTAL (c)</b>	<b>109,48,055</b>	<b>-</b>	<b>-</b>	<b>-</b>	<b>109,48,055</b>	<b>141,61,851</b>
<b>NET BALANCE AS AT THE YEAR-END (a+b-c)</b>	<b>29,79,868</b>	<b>-</b>	<b>-</b>	<b>-</b>	<b>29,79,868</b>	<b>56,10,234</b>



**VIGNAN'S FOUNDATION FOR SCIENCE, TECHNOLOGY AND RESEARCH: VADLAMUDI.**  
**SCHEDULES FORMING PART OF BALANCE SHEET AS AT 31.03.2018**

**SCHEDULE 4 - LOANS/BORROWINGS**

**SECURED LOANS**

Particulars	As at 31.03.2018	As at 31.03.2017
1. Central Government		
2. State Government (Specify)	-	-
3. Financial Institutions	-	-
a) Term Loans		
b) Interest accrued and due	-	-
4. Banks:	-	-
a) Term Loans		
UCO Bank Car Loan - 21890610018019	-	-
UCO Bank Car Loan - 21890610019986	2,45,125	3,17,909
HDFC Bank Car Loan - 27091598	2,21,495	3,40,885
PNB Term Loan, Gnt TL A/c No.019500IF00000028	6,77,911	13,46,999
-Interest accrued and due	2292,99,250	2696,86,600
b) Other Loans	20,31,631	27,60,039
PNB Gnt OD A/c No.0195009300026829	850,33,409	1269,98,526
Dhanlaxmi Bank OD A/c No.309	-	499,99,527
-Interest accrued and due	-	-
5. Other Institutions and Agencies	53,382	56,653
6. Debentures and Bonds	-	-
7. Others (Specify)	-	-
<b>Total</b>	<b>3175,62,203</b>	<b>4515,07,138</b>
<b>Note: Amounts due within one year</b>	<b>809,61,870</b>	<b>608,55,048</b>

**UNSECURED LOANS**

Particulars	As at 31.03.2018	As at 31.03.2017
1. Central Government		
2. State Government (Specify)	-	-
3. Financial Institutions	-	-
4. Banks:	-	-
a) Term Loans		
b) Other Loans (specify)	-	-
5. Other Institutions and Agencies	-	-
6. Debentures and Bonds	-	-
7. Fixed Deposits	-	-
<b>Total</b>	<b>-</b>	<b>-</b>
<b>Note: Amounts due within one year</b>	<b>-</b>	<b>-</b>





VIGNAN'S FOUNDATION FOR SCIENCE, TECHNOLOGY AND RESEARCH: VADLAMUDI.  
SCHEDULES FORMING PART OF BALANCE SHEET AS AT 31.03.2018

SCHEDULE 5 - CURRENT LIABILITIES & PROVISIONS

Particulars	As at 31.03.2018	As at 31.03.2017
<b>A. CURRENT LIABILITIES</b>		
1. Deposits from Staff		
2. Deposits from Students	6,77,853	4,43,650
3. Sundry Creditors	-	-
a) For Goods & Services	-	-
b) others	260,82,310	173,75,639
c) Receipts from other units	-	-
3. Advance Fee Collections	-	-
4. Interest accrued but not due on:	17,53,190	36,08,571
a) Secured Loans/Borrowings	-	-
b) Un-Secured Loans/Borrowings	-	-
5. Statutory Liabilities (GPF,TDS,WC TAX,CPF,GIS,NPS):		
a) Overdue	-	-
b) TDS Payable	-	-
c) Professional Tax Due	34,84,673	41,32,941
d) Provident Fund Payable	89,000	81,900
e) ESI Contribution Payable	5,12,899	19,02,688
6. Other Current Liabilities	24,154	22,936
a) Salaries	-	-
b) Receipts against Sponsored Projects	-	180,93,106
c) Receipts against Sponsored Fellowships & Scholarships	-	-
d) Unutilised Grants	-	-
e) Grants in Advance	-	-
f) Miscellaneous Funds	-	-
g) Other Liabilities	41,76,046	44,78,408
h) Scholarships	123,14,386	109,96,217
	-	-
<b>TOTAL (A)</b>	<b>491,14,511</b>	<b>611,36,056</b>
<b>B. PROVISIONS</b>		
1. For Taxation		
2. Gratuity	-	-
3. Superannuation/Pension	-	-
4. Accumulated Leave Encashment	-	-
5. LIC Premium Payable	-	-
6. Trade Warranties/Claims	1,82,589	1,94,902
7. Others (Specify)	-	-
	-	-
<b>TOTAL (B)</b>	<b>1,82,589</b>	<b>1,94,902</b>
<b>TOTAL (A+B)</b>	<b>492,97,100</b>	<b>613,30,958</b>



VIGNAN'S FOUNDATION FOR SCIENCE, TECHNOLOGY AND RESEARCH: VADLAMUDI.  
SCHEDULES FORMING PART OF BALANCE SHEET AS AT 31.03.2018


SCHEDULE 6 - FIXED ASSETS

Particulars	Depreciation Rate	GROSS BLOCK				DEPRECIATION					NET BLOCK	
		Cost/valuation As at beginning of the Year	Additions during the Year	Deductions during the Year	Cost/valuation at the Year-end	As at the beginning of the Year	On Openings During the Year	On Additions During the Year	On Deductions during the Year	Total up to the Year-end	As at the Current Year-end	As at the Previous Year-end
<b>I. Land:</b>												
a) Freehold	0	48,714,458	8,002,310	0	56,716,768	0	-	0	0	0	56,716,768	48,714,458
b) Leasehold		0	0	0	0	0	-	0	0	0	0	0
<b>II. Buildings:</b>												
a) On Freehold Land		0	0	0	0	0	-	0	0	0	0	0
b) On Leasehold Land	10	498,232,562	60,000,000	0	558,232,562	149,924,091	34,830,847	3,000,000	0	187,754,938	370,477,624	348,308,471
c) Ownership Flats/Premises		0	0	0	0	0	-	0	0	0	0	0
d) Superstructures on Land not belonging to Educational Institutions		0	0	0	0	0	-	0	0	0	0	0
III. Plants, machinery & equipment	15	45,996,168	2,591,427	0	48,587,595	15,505,649	4,573,578	329,712	0	20,408,939	28,178,656	30,490,519
IV. Furniture & fixtures	10	56,556,205	6,062,991	0	62,619,196	15,843,825	4,071,238	439,813	0	20,354,876	42,264,320	40,712,380
V. Office Equipment	15	2,204,307	517,033	0	2,721,340	951,399	187,936	49,249	0	1,188,584	1,532,756	1,252,908
VI. Computer/peripherals	40	36,001,856	5,082,209	0	41,084,065	29,324,310	2,671,018	1,887,934	0	33,883,263	7,200,802	6,677,546
VII. Electric Installations	15	17,019,731	2,567,695	0	19,587,426	5,784,916	1,685,222	318,371	0	7,788,509	11,798,917	11,234,815
VIII. Library books	40	15,549,516	1,300,687	0	16,850,203	12,780,291	1,107,690	464,014	0	14,351,995	2,498,208	2,769,225
IX. Tube wells & water supply		0	0	0	0	0	-	0	0	0	0	0
XI. Lab Equipment	15	41,436,051	20,251,030	0	61,687,081	11,843,217	4,438,925	2,686,441	0	18,968,583	42,718,498	29,592,834
XII. Sports Equipment	15	1,764,932	246,783	0	2,011,715	656,952	166,197	18,509	0	841,658	1,170,057	1,107,980
XIV. Vehicles	15	7,626,755	0	0	7,626,755	2,883,162	711,539	0	0	3,594,701	4,032,054	4,743,593
XVII. University equipment	15	14,703,812	983,926	0	15,687,738	3,330,647	1,705,975	93,883	0	5,130,504	10,557,234	11,373,165
XVIII. Research & Development Equipment												
a) Computer Equipment	40	6,667,454	462,630	0	7,130,084	6,150,852	206,641	181,952	0	6,539,445	590,639	516,602
b) Computer Software	40	3,325,568	0	0	3,325,568	2,145,019	472,220	0	0	2,617,239	708,329	1,180,549
c) Lab Equipment	15	35,720,739	100,096	0	35,820,835	7,144,056	4,286,502	7,507	0	11,438,066	24,382,769	28,576,683
d) Library Books	40	1,196,022	0	0	1,196,022	1,152,280	17,497	0	0	1,169,777	26,245	43,742
e) Solar Vehicle	15	92,702	0	0	92,702	28,510	9,629	0	0	38,139	54,563	64,192
f) Vignn Viranchi Electric vehicle	15	115,130	0	0	115,130	38,187	11,541	0	0	49,729	65,401	76,943
g) Green House Project	10	353,266	0	0	353,266	17,663	33,560	0	0	51,223	302,043	335,603
h) Student Project "Go Kart" - Mech Dept	15	155,325	0	0	155,325	17,408	20,688	0	0	38,096	117,229	137,917
i) Animal House Project	15	0	584,277	0	584,277	0	-	67,005	0	67,005	517,272	0
j) Bio-Gas Project	15	0	68,685	0	68,685	0	-	8,863	0	8,863	59,822	0
k) Herbal Gardens	15	0	442,288	0	442,288	0	-	46,873	0	46,873	395,415	0
l) Lab Equipment Bio.Tech	15	0	375,824	0	375,824	0	-	29,153	0	29,153	346,671	0
m) Lab Equipment S&H	15	0	179,332	0	179,332	0	-	13,450	0	13,450	165,882	0
n) Student Project	15	0	53,230	0	53,230	0	-	3,992	0	3,992	49,238	0
XVIV Computer Software	40	5,909,256	673,828	0	6,583,084	1,984,191	1,570,026	217,731	0	3,771,948	2,811,136	3,925,065
<b>A. Total of CURRENT YEAR</b>		<b>839,341,815</b>	<b>110,546,281</b>	<b>0</b>	<b>949,888,096</b>	<b>267,506,625</b>	<b>62,778,469</b>	<b>9,864,452</b>	<b>0</b>	<b>340,149,546</b>	<b>609,738,550</b>	<b>571,835,190</b>
PREVIOUS YEAR		1,421,719	1,421,719	0	1,421,719	0	-	0	0	0	1,421,719	27,902,043
XII. Capital Work-in-Progress		0	59,436,111	0	59,436,111	0	-	0	0	0	59,436,111	34,180,078
TRANSFER TO ASSETS		0	60,000,000	0	60,000,000	0	-	0	0	0	60,000,000	60,660,402
<b>B. NET WORK-IN-PROGRESS</b>		<b>1,421,719</b>	<b>857,830</b>	<b>0</b>	<b>857,830</b>	<b>0</b>	<b>-</b>	<b>0</b>	<b>0</b>	<b>0</b>	<b>857,830</b>	<b>1,421,719</b>
<b>TOTAL (A+B)</b>		<b>840,763,534</b>	<b>111,404,111</b>	<b>0</b>	<b>950,745,926</b>	<b>267,506,625</b>	<b>62,778,469</b>	<b>9,864,452.00</b>	<b>0</b>	<b>340,149,546</b>	<b>610,596,380</b>	<b>573,256,909</b>

**VIGNAN'S FOUNDATION FOR SCIENCE, TECHNOLOGY AND RESEARCH  
VADLAMUDI**

**SCHEDULE 7 - INVESTMENTS**

Particulars	As at 31.03.2018	As at 31.03.2017
<b>Long Term Investments</b>		
a) Others (specify)	-	-
Total	-	-
<b>Short Term Investments</b>		
a) SBI OVERNIGHT REG FUND	561,83,619.00	-
b) SBI EQUITY HYBRID FUND	100,00,000.00	-
c) RELIANCE MONEY MANAGER FUND	300,00,000.00	-
Total	961,83,619.00	-



**VIGNAN'S FOUNDATION FOR SCIENCE, TECHNOLOGY AND RESEARCH  
VADLAMUDI**

**SCHEDULE 8 - CURRENT ASSETS**


Particulars	As at 31.03.2018	As at 31.03.2017
<b>1. Stock:</b>		
a) Stores and Spares	-	-
b) Loose Tools	-	-
c) Publications	-	-
d) Unifroms	-	-
<b>2. Sundry Debtors (Fee Receivables):</b>		
a) Outstanding for a period exceeding six months	-	-
b) Others	-	-
<b>3. Cash Balances in hand (including cheques/ drafts and imprest)</b>	8,251	28,973
<b>4. Bank Balances (to be further classified as pertaining to earmarked fund or otherwise)</b>		
<b>a) With Scheduled Banks:</b>		
In Current Accounts	163,74,935	149,93,018
In Term Deposit Accounts	1548,55,125	1444,09,424
In Savings Accounts	1283,30,394	2666,80,125
<b>b) With Non-Scheduled Banks:</b>		
In Current Accounts	-	-
In term deposit Accounts	-	-
In Savings Accounts	-	-
<b>5. Post Office- Savings Accounts</b>	-	-
<b>TOTAL</b>	<b>2995,68,704</b>	<b>4261,11,540</b>



**VIGNAN'S FOUNDATION FOR SCIENCE, TECHNOLOGY AND RESEARCH  
VADLAMUDI**

**SCHEDULE 9 - LOANS, ADVANCES & DEPOSITS**

Particulars	As at 31.03.2018	As at 31.03.2017
<b>1. Advances to Employees:</b>		
(Non-interest bearing)		
a) Salary		
b) Festival	1,41,151	35,100
c) LTC	-	-
d) Medical Advance	-	-
e) Other (Advances for Expenditure)	-	-
<b>2. Long Term Advances to Employees:</b>	4,47,617	4,41,974
(Interest bearing)		
a) Vehicle loan		
b) Home loan	-	-
c) Others (to be specified)	-	-
<b>3. Advances and other amounts recoverable in cash or in kind or for value to be received:</b>		
a) On Capital Account		
b) to suppliers	230,67,819	225,96,114
c) Service providers	18,40,410	68,75,941
<b>4. Prepaid Expenses</b>	8,59,302	4,60,968
a) Insurance		
b) Internet	54,527	39,820
c) Others	11,70,869	16,20,631
<b>5. Deposits</b>	64,72,814	54,81,303
a) Telephone		
b) Lease Rent	51,239	46,249
c) Electricity	2,95,000	3,18,000
d) MCI, if applicable	19,18,950	19,18,950
e) Security deposit	-	-
f) Gas deposit	750	750
g) AP Food Processing Society	6,800	6,800
<b>6. Income Accrued</b>	50,000	50,000
a) On Inv. Earmarked/Endowment Funds		
b) On Investments-Others	-	-
c) On Loans and Advances	-	-
d) Fee receivable		
<b>7. Other receivable</b>	216,30,558	98,88,771
a) Debit balances in Sponsored Projects		
b) Debit balances in Fellowship & Scholarship	-	-
c) Grants Recoverable	-	-
d) TDS Receivables	-	-
e) TCS Receivables	57,71,770	46,08,574
f) Others	3,60,326	3,60,326
<b>8. Claims Receivable</b>	24,500	-
	-	-
<b>TOTAL</b>	<b>641,64,402</b>	<b>547,50,271</b>



**VIGNAN'S FOUNDATION FOR SCIENCE, TECHNOLOGY AND RESEARCH  
VADLAMUDI**

**SCHEDULE 10 - ACADEMIC RECEIPTS**

Particulars	As at 31.03.2018	As at 31.03.2017
<b>FEE FROM STUDENTS</b>		
<b>Academic</b>		
1. Tuition Fee	6404,41,021	5086,57,003
2. Admission Fee	424,19,128	383,66,100
3. Campus Recruitment Training Fee	-	-
<b>Total (A)</b>	<b>6828,60,149</b>	<b>5470,23,103</b>
<b>Examinations</b>		
1. Admission-test Fee	108,77,972	76,56,586
2. Annual Examination Fee	324,34,746	317,71,350
3. Mark Sheet, Certificate Fee	34,41,000	36,55,450
<b>Total (B)</b>	<b>467,53,718</b>	<b>430,83,386</b>
<b>Other fees</b>		
1. Identity Card Fee	1,87,660	1,53,180
2. Consultancy and other receipts	66,16,710	67,28,736
3. Medical Fee	-	-
4. Transportation Fee	-	-
5. Other Receipts		
i) Non Govt Research Grants	56,64,240	51,00,700
ii) Consultancy Receipts	106,76,800	65,87,325
iii) Receipts from non govt bodies for infrastructure	85,00,000	30,00,000
iv) Receipts from Alumni Contribution	19,76,000	14,92,000
<b>Total (C)</b>	<b>336,21,410</b>	<b>230,61,941</b>
<b>Sale of Publications</b>		
1. Sale of Syllabus and Question Paper, etc.	-	-
2. Sale of Prospectus including Admission Forms	-	-
<b>Total (D)</b>	<b>-</b>	<b>-</b>
<b>GRAND TOTAL (A+B+C+D)</b>	<b>7632,35,277</b>	<b>6131,68,429</b>



**VIGNAN'S FOUNDATION FOR SCIENCE, TECHNOLOGY AND RESEARCH**  
**VADLAMUDI**

**SCHEDULE 11 - GRANTS & DONATIONS (Irrevocable Grants & Subsidies Received)**

Particulars	As at 31.03.2018	As at 31.03.2017
1) Central Government	-	-
2) State Government(s)	-	-
3) Government Agencies	-	-
4) Institutions/Welfare Bodies	-	-
5) International Organisations	-	-
6) Others (Specify)	-	-
<b>TOTAL</b>	-	-

**SCHEDULE 12 - INCOME FROM INVESTMENTS**


Particulars	As at 31.03.2018	As at 31.03.2017
1) Capital Gain on MF Investments	11,83,619	-
2) Others (specify)	-	-
<b>TOTAL</b>	11,83,619	-

**SCHEDULE 13 - OTHER INCOME**

Particulars	As at 31.03.2018	As at 31.03.2017
<b>A. Income from Land &amp; Building</b>		
1. Hostel Room Rent	-	-
2. License Fee	-	-
3. Hire Charges of Auditorium/Play Ground/ Convention Centre, etc.,	-	-
4. Electricity & Water Charges	-	-
<b>Total</b>	-	-
<b>B. Sale of Institute's publications</b>	-	-
<b>C. Income from holding events</b>		
1. Gross Receipts from Annual Function/Sports Carnival	-	-
Less: Direct Exp. on the Annual Function/Sports Carnival	-	-
2. Gross Receipts from Fetes	-	-
Less: Direct Expenditure incurred on the Fetes	-	-
3. Gross Receipts for Educational Tours	-	-
Less: Direct Expenditure incurred on the Tours	-	-
4. Others (to be specified and separately disclosed)	-	-
<b>Total</b>	-	-
<b>D. Interest on Term Deposits:</b>		
a) With Scheduled Banks (FDRs)	116,06,335	121,64,484
b) With Non-Scheduled Banks	-	-
c) With Institutions	-	-
d) Others	-	-
<b>Total</b>	116,06,335	121,64,484
<b>E. Interest on Savings Accounts:</b>		



Particulars	As at 31.03.2018	As at 31.03.2017
a) With Scheduled Banks	58,07,143	68,39,875
b) With Non-Scheduled Banks	-	-
c) With Institutions	-	-
d) Others	-	-
Total	58,07,143	68,39,875
<b>F. Interest On Loans:</b>		
a) Employees/Staff	-	-
b) Others	-	-
Total	-	-
<b>G. Interest on Debtors and Other Receivables</b>	-	-
<b>H. Others</b>		
1. RTI Fee	-	-
2. Income from Royalty	-	-
3. Sale of Application Forms (Recruitment)	-	-
4. Application Fee	-	-
5. Profit on Sale/Disposal of Assets:	-	-
a) Owned Assets	-	-
b) Assets acquired out of Grants/received Free of Cost	-	-
6. Others	-	-
7. Prior Period Adjustments	-	-
Total	-	-
<b>GRAND TOTAL (A+B+C+D+E+F+G+H)</b>	<b>174,13,478</b>	<b>190,04,358</b>





VIGNAN'S FOUNDATION FOR SCIENCE, TECHNOLOGY AND RESEARCH  
VADLAMUDI

**SCHEDULE 14 - STAFF PAYMENTS & BENEFITS**

Particulars	As at 31.03.2018	As at 31.03.2017
a) Salaries and Wages		
Teaching Staff		
Non-Teaching Staff	1872,01,176	1656,38,594
b) Incentives	510,39,459	454,74,689
c) Contribution to Provident Fund	16,38,999	9,45,765
d) Staff Welfare Expenses	67,04,936	63,67,122
e) Honorarium	34,97,930	34,03,092
f) Faculty Development	8,00,959	7,93,479
g) Staff Recruitment expenses	61,57,121	42,31,042
h) Contribution to ESI	7,24,055	5,86,547
<b>TOTAL</b>	<b>7,87,868</b>	<b>6,15,100</b>
	<b>2585,52,503</b>	<b>2280,55,430</b>

**SCHEDULE 15- ACADEMIC EXPENSES**

Particulars	As at 31.03.2018	As at 31.03.2017
a) Laboratory Expenses	15,89,242	14,20,591
b) Field Work/Participation	6,82,859	2,35,611
c) Seminar/Workshop	17,74,373	26,12,796
d) Payment to Visiting Faculty	33,38,447	27,74,715
e) Seed Money	55,00,000	16,00,000
f) Examination Expenses	138,93,852	123,74,477
g) Student Welfare Expenses	31,56,261	91,60,551
h) Admission Expenses	298,18,475	232,65,586
i) Convocation Expenses	37,36,684	38,03,365
j) Publications	1,29,990	-
k) Stipend/Means-cum-Merit Scholarship	23,29,750	28,22,000
l) Training & Placement Expenses	140,15,660	78,71,783
<b>TOTAL</b>	<b>799,65,593</b>	<b>679,41,475</b>



**VIGNAN'S FOUNDATION FOR SCIENCE, TECHNOLOGY AND RESEARCH  
VADLAMUDI**

**SCHEDULE 16 - ADMINISTRATIVE AND GENERAL EXPENSES**

Particulars	As at 31.03.2018	As at 31.03.2017
a) Electricity and Power	201,24,283	178,69,104
b) Rates, Taxes and Licences	34,37,034	32,12,813
c) Postage & Telegram	7,86,725	4,98,884
d) Telephone and Internet Charges	14,59,754	17,02,725
e) Printing and Stationary	17,97,727	31,53,890
f) Traveling and Conveyance Expenses	24,61,054	19,57,145
g) Expenses on Seminar/Workshops	3,92,198	27,92,734
h) Rent	21,55,981	26,24,472
i) Auditors Remuneration	5,70,300	5,52,000
j) Advertisement and Publicity	454,13,506	381,41,206
k) Magazines & Journals	4,73,758	6,57,527
l) Miscellaneous Expenses	1,60,601	1,97,251
m) Functions & Celebrations	98,87,739	73,76,476
n) Research & Development	548,86,660	511,96,520
o) Expenditure on e- Journals	78,78,820	54,97,501
p) Security Charges	89,34,382	86,36,420
q) Meeting Expenses	9,09,345	13,57,794
r) Social Commitment Expenses	7,06,829	14,47,938
s) Legal charges	-	11,64,500
t) Prior period adjustments	-	-
<b>TOTAL</b>	<b>1624,36,696</b>	<b>1500,36,900</b>

**SCHEDULE 17 - TRANSPORTATION EXPENSES**

Particulars	As at 31.03.2018	As at 31.03.2017
<b>1. Vehicles (Owned by Educational Institution)</b>		
a) Running Expenses	10,09,084	10,62,191
b) Repairs & Maintenance	4,23,095	3,77,592
c) Insurance Expenses	78,858	60,481
<b>2. Vehicles (Not-owned by Educational Institution)</b>		
a) Running, Repairs & Maintenance Expenses	7,82,784	11,28,020
<b>TOTAL</b>	<b>22,93,821</b>	<b>26,28,284</b>



VIGNAN'S FOUNDATION FOR SCIENCE, TECHNOLOGY AND RESEARCH  
VADLAMUDI

**SCHEDULE 18 - REPAIRS & MAINTENANCE**

Particulars	As at 31.03.2018	As at 31.03.2017
a) Building	23,91,284	39,45,767
b) Fixtures	3,22,898	2,78,020
c) Plant & Machinery	4,42,888	2,09,282
d) Office/Sports Equipments	17,14,601	10,15,788
e) Computer Maintenance (including Softwares)	10,73,914	7,56,536
f) University Maintenance	74,92,683	28,04,944
g) Electrical Maintenance	6,73,386	11,10,236
<b>TOTAL</b>	<b>141,11,654</b>	<b>101,20,573</b>

**SCHEDULE 19 - FINANCE COSTS**

Particulars	As at 31.03.2018	As at 31.03.2017
a) Interest on Car loan	1,93,514	2,73,657
b) Interest on SOD Loan	6,19,198	7,67,932
c) Interest on term loan	257,18,423	340,72,676
d) Interest on Deposit Loans	88,482	5,67,068
e) Bank charges	2,06,025	7,82,437
<b>TOTAL</b>	<b>268,25,642</b>	<b>364,63,771</b>

**SCHEDULE 20 - DEPRECIATION**

Particulars	As at 31.03.2018	As at 31.03.2017
Depreciation	726,42,921	729,56,341
<b>TOTAL</b>	<b>726,42,921</b>	<b>729,56,341</b>

