

Criteria	Particulars	Page No
4.2.3	Expenditure for purchase of books/ e-books and subscription to journals/e-journals for the year 2016-17	10, 17

Audit report under section 12A(b) of the Income-tax Act, 1961, in the case of charitable or religious trusts or institutions

We have examined the balance sheet of Vignans Foundation For Science Technology And Research, AABTV1315Q [name and PAN of the trust or institution] as at 31/03/2017 and the Profit and loss account for the year ended on that date which are in agreement with the books of account maintained by the said trust or institution.

We have obtained all the information and explanations which to the best of our knowledge and belief were necessary for the purposes of the audit. In our opinion, proper books of account have been kept by the head office and the branches of the abovenamed trust visited by us so far as appears from our examination of the books, and proper Returns adequate for the purposes of audit have been received from branches not visited by us, subject to the comments given below:

In our opinion and to the best of our information, and according to information given to us, the said accounts give a true and fair view-

(i) in the case of the balance sheet, of the state of affairs of the above named trust as at 31/03/2017 and

(ii) in the case of the profit and loss account, of the profit or loss of its accounting year ending on 31/03/2017

The prescribed particulars are annexed hereto.

Place

Guntur

Date

30/09/2017

Name

B. Srinivasa Rao

Membership Number

208788

FRN (Firm Registration Number)

002798S

Address

D. No. 5-87-129, Main Road, Lakshmpuram, Guntur

ANNEXURE
Statement of Particulars

I. APPLICATION OF INCOME FOR CHARITABLE OR RELIGIOUS PURPOSES

1.	Amount of income of the previous year applied to charitable or religious purposes in India during that year (₹)	612025258
2.	Whether the trust has exercised the option under clause (2) of the Explanation to section 11(1)? If so, the details of the amount of income deemed to have been applied to charitable or religious purposes in India during the previous year (₹)	Yes 20147530
3.	Amount of income accumulated or set apart for application to charitable or religious purposes, to the extent it does not exceed 15 per cent of the income derived from property held under trust wholly for such purposes (₹)	No
4.	Amount of income eligible for exemption under section 11(1)(c) (Give details)	No
5.	Amount of income, in addition to the amount referred to in item 3 above, accumulated or set apart for specified purposes under section 11(2) (₹)	0
6.	Whether the amount of income mentioned in item 5 above has been invested or deposited in the manner laid down in section 11(2)(b)? If so, the details thereof.	No
7.	Whether any part of the income in respect of which an option was exercised under clause (2) of the Explanation to section 11(1) in any earlier year is deemed to be income of the previous year under section 11(1B)? If so, the details thereof (₹)	No
8.	Whether, during the previous year, any part of income accumulated or set apart for specified purposes under section 11(2) in any earlier year-	
(a)	has been applied for purposes other than charitable or religious purposes or has ceased to be accumulated or set apart for application thereto, or	No
(b)	has ceased to remain invested in any security referred to in section 11(2)(b)(i) or deposited in any account referred to in section 11(2)(b)(ii) or section 11(2)(b)(iii), or	No
(c)	has not been utilised for purposes for which it was accumulated or set apart during the period for which	No

it was to be accumulated or set apart, or in the year immediately following the expiry thereof? If so, the details thereof

II. APPLICATION OR USE OF INCOME OR PROPERTY FOR THE BENEFIT OF PERSONS REFERRED TO IN SECTION 13(3)

1.	Whether any part of the income or property of the trust was lent, or continues to be lent, in the previous year to any person referred to in section 13(3) (hereinafter referred to in this Annexure as such person)? If so, give details of the amount, rate of interest charged and the nature of security, if any.	No
2.	Whether any part of the income or property of the trust was made, or continued to be made, available for the use of any such person during the previous year? If so, give details of the property and the amount of rent or compensation charged, if any.	No
3.	Whether any payment was made to any such person during the previous year by way of salary, allowance or otherwise? If so, give details	No
4.	Whether the services of the trust were made available to any such person during the previous year? If so, give details thereof together with remuneration or compensation received, if any	No
5.	Whether any share, security or other property was purchased by or on behalf of the trust during the previous year from any such person? If so, give details thereof together with the consideration paid	No
6.	Whether any share, security or other property was sold by or on behalf of the trust during the previous year to any such person? If so, give details thereof together with the consideration received	No
7.	Whether any income or property of the trust was diverted during the previous year in favour of any such person? If so, give details thereof together with the amount of income or value of property so diverted	No
8.	Whether the income or property of the trust was used or applied during the previous year for the benefit of any such person in any other manner? If so, give details	No

III. INVESTMENTS HELD AT ANY TIME DURING THE PREVIOUS YEAR(S) IN CONCERNS IN WHICH PERSONS REFERRED TO IN SECTION 13(3) HAVE A SUBSTANTIAL INTEREST

S. No.	Name and address of the concern	Where the concern is a company, number and class of shares held	Nominal value of the investment (₹)	Income from the investment (₹)	Whether the amount in col. 4 exceeded 5 percent of the capital of the concern during the previous year-say, Yes/No
Total					

Place
Date

Guntur
30/09/2017

Name
Membership Number
FRN (Firm Registration Number)
Address

B. Srinivasa Rao
208788
002798S
D. No. 5-87-129, Main Road, Lakshimpuram, Guntur

Form Filing Details


Revision/Original	Original
-------------------	----------



VIGNAN'S FOUNDATION FOR SCIENCE, TECHNOLOGY AND RESEARCH
VADLAMUDI
BALANCE SHEET AS AT 31.03.2017

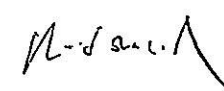
PARTICULARS	Schedule	As at 31.03.2017	As at 31.03.2016
SOURCES OF FUNDS:			
UNRESTRICTED FUNDS			
Corpus Fund	1	50,101,116	50,101,116
General Fund	2	485,569,275	421,599,260
Designated/Earmarked Funds		-	-
RESTRICTED FUNDS			
	3	5,610,234	8,558,976
LOANS/BORROWINGS			
Secured Loans	4	451,507,138	387,355,853
Un-Secured Loans		-	-
CURRENT LIABILITIES AND PROVISIONS			
	5	61,330,958	45,667,144
TOTAL		1,054,118,720	913,282,349
APPLICATION OF FUNDS:			
FIXED ASSETS			
	6		
Tangible Assets		567,910,125	510,736,742
Intangible Assets		3,925,065	2,549,552
Capital Work-in-Progress		1,421,719	27,902,043
INVESTMENTS			
Long Term		-	-
Short Term		-	-
CURRENT ASSETS			
	7	426,111,540	293,409,525
LOANS, ADVANCES AND DEPOSITS			
	8	54,750,271	78,684,488
TOTAL		1,054,118,720	913,282,349

for Vignan's Foundation For Science,
 Technology and Research


 Managing Trustee

Place: Vadlamudi
 Date: 30.09.2017

As per our report even date annexed
 for M/s Punnaiah & Co
 Chartered Accountants


 Partner


VIGNAN'S FOUNDATION FOR SCIENCE, TECHNOLOGY AND RESEARCH
VADLAMUDI
INCOME AND EXPENDITURE ACCOUNT FOR THE YEAR ENDED 31.03.2017

Particulars	Schedule	Current Year					Previous Year
		Unrestricted Funds			Restricted Funds	Total	Total
		Corpus Fund	Designated Fund	General Fund			
INCOME							
Academic Receipts	9	-	-	613,168,429	-	613,168,429	534,541,409
Grants & Donations	10	-	-	-	-	-	-
Income from Investments		-	-	-	-	-	-
Other Incomes	11	-	-	19,004,358	-	19,004,358	-
TOTAL (A)		-	-	632,172,788	-	632,172,788	9,207,449
EXPENDITURE							
Staff Payments & Benefits	12	-	-	228,055,430	-	228,055,430	218,297,091
Academic Expenses	13	-	-	67,941,475	-	67,941,475	64,349,505
Administrative & General Expenses	14	-	-	150,036,900	-	150,036,900	125,297,921
Transportation Expenses	15	-	-	2,628,284	-	2,628,284	2,432,671
Repairs & Maintenance	16	-	-	10,120,573	-	10,120,573	9,954,021
Finance Costs	17	-	-	36,463,771	-	36,463,771	25,345,150
Depreciation	18	-	-	72,956,341	-	72,956,341	60,041,317
TOTAL (B)		-	-	568,202,773	-	568,202,773	505,717,676
Balance being Excess of Income over Expenditure (A-B)		-	-	63,970,015	-	63,970,015	38,031,181
Transfer to/from Designated Fund		-	-	-	-	-	-
Building Fund		-	-	-	-	-	-
Corpus Fund		-	-	-	-	-	-
Balance Being Surplus/(Deficit) Carried to General Fund		-	-	63,970,015	-	63,970,015	38,031,181
Notes on Accounts							

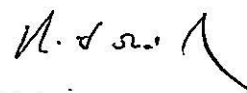
for Vignan's Foundation For Science,
 Technology and Research


 Managing Trustee

Place: Vadlamudi
 Date: 30.09.2017



As per our report even date annexed
 for M/s Punnaiah & Co
 Chartered Accountants


 Partner

VIGNAN'S FOUNDATION FOR SCIENCE, TECHNOLOGY AND RESEARCH: VADLAMUDI.
SCHEDULES FORMING PART OF BALANCE SHEET AS AT 31.03.2017

SCHEDULE -1 CORPUS FUND

Particulars	As at 31.03.2017	As at 31.03.2016
Balance as at the beginning of the year	501,01,116	501,01,116
Add: Contributions/yearmarked towards Corpus	-	-
Deduct: Asset written off during the year created out of Corpus	-	-
BALANCE AT THE YEAR-END	501,01,116	501,01,116

SCHEDULE -2 GENERAL FUND


Particulars	As at 31.03.2017	As at 31.03.2016
Balance as at the beginning of the year	4850,01,021	3835,68,079
Add: Contributions towards General Fund	-	-
Add: Balance of Net Surplus/(Deficit) transferred from the Income and Expenditure Account	1409,33,365	1014,32,943
BALANCE AT THE YEAR-END	6259,34,387	4850,01,021



VIGNAN'S FOUNDATION FOR SCIENCE, TECHNOLOGY AND RESEARCH: VADLAMUDI.
SCHEDULES FORMING PART OF BALANCE SHEET AS AT 31.03.2017

SCHEDULE 3 - RESTRICTED FUNDS

Particulars	FUND WISE BREAK UP				TOTAL	
	FUND AA	FUND BB	FUND CC	FUND DD	As at 31.03.2017	As at 31.03.2016
a) Opening balance of the funds	85,58,976	-	-	-	85,58,976	73,17,194
b) Additions to the Funds:						
i. Grants from Government Agencies (Net)	90,82,977	-	-	-	90,82,977	125,98,690
ii. Income from Investments made on account of Funds	-	-	-	-	-	-
iii. Accrued interest on Investments on account of Funds	10,922	-	-	-	10,922	-
iv. Other additions (Transfer of unrealised DST project funds)	21,19,210	-	-	-	21,19,210	1,28,353
TOTAL (a+b)	197,72,085	-	-	-	197,72,085	200,44,237
c) Utilisation/Expenditure towards objectives of funds						
i. Capital Expenditure						
Equipment	60,16,097	-	-	-	60,16,097	60,89,715
Others	-	-	-	-	-	-
Total	60,16,097	-	-	-	60,16,097	60,89,715
ii. Revenue Expenditure						
Salaries, Wages and Allowances, etc.,	28,48,488	-	-	-	28,48,488	20,19,513
Rent	-	-	-	-	-	-
Other Administrative Expenses	52,97,266	-	-	-	52,97,266	33,76,033
Total	81,45,754	-	-	-	81,45,754	53,95,546
TOTAL (c)	141,61,851	-	-	-	141,61,851	114,85,261
NET BALANCE AS AT THE YEAR-END (a+b-c)					56,10,234	85,58,976



VIGNAN'S FOUNDATION FOR SCIENCE, TECHNOLOGY AND RESEARCH: VADLAMUDI.
SCHEDULES FORMING PART OF BALANCE SHEET AS AT 31.03.2017

SCHEDULE 4 - LOANS/BORROWINGS

SECURED LOANS

Particulars	As at 31.03.2017	As at 31.03.2016
1. Central Government	-	-
2. State Government (Specify)	-	-
3. Financial Institutions	-	-
a) Term Loans	-	-
b) Interest accrued and due	-	-
4. Banks:	-	-
a) Term Loans	-	-
UCO Bank Car Loan - 21890610018019	3,17,909	3,83,691
UCO Bank Car Loan - 21890610019986	3,40,885	4,48,878
HDFC Bank Car Loan - 27091598	13,46,999	19,49,676
PNB Term Loan,Gnt TL A/c No.019500IF00000028	2696,86,600	2999,39,739
-Interest accrued and due	27,60,039	17,10,763
b) Other Loans	-	-
PNB Gnt OD A/c No.0195009300026829	1269,98,526	-
Dhanlaxmi Bank OD A/c No.309	499,99,527	823,76,554
-Interest accrued and due	56,653	5,46,552
5. Other Institutions and Agencies	-	-
6. Debentures and Bonds	-	-
7. Others (Specify)	-	-
Total		
Note: Amounts due within one year		


UNSECURED LOANS

Particulars	As at 31.03.2017	As at 31.03.2016
1. Central Government	-	-
2. State Government (Specify)	-	-
3. Financial Institutions	-	-
4. Banks:	-	-
a) Term Loans	-	-
b) Other Loans (specify)	-	-
5. Other Institutions and Agencies	-	-
6. Debentures and Bonds	-	-
7. Fixed Deposits	-	-
Total	-	-
Note: Amounts due within one year	-	-



VIGNAN'S FOUNDATION FOR SCIENCE, TECHNOLOGY AND RESEARCH: VADLAMUDI.
SCHEDULES FORMING PART OF BALANCE SHEET AS AT 31.03.2017
SCHEDULE 5 - CURRENT LIABILITIES & PROVISIONS

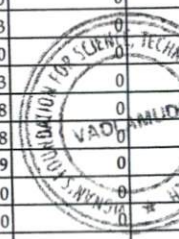
Particulars	As at 31.03.2017	As at 31.03.2016
A. CURRENT LIABILITIES		
1. Deposits from Staff		
2. Deposits from Students	4,43,650	4,55,003
3. Sundry Creditors	-	-
a) For Goods & Services	-	-
b) others	173,75,639	263,09,258
c) Receipts from other units	-	-
3. Advance Fee Collections		
4. Interest accrued but not due on:	36,08,571	11,92,435
a) Secured Loans/Borrowings		
b) Un-Secured Loans/Borrowings	-	-
5. Statutory Liabilities (GPF,TDS,WC TAX,CPF,GIS,NPS):		
a) Overdue		
b) TDS Payable		
c) Professional Tax Due	41,32,941	21,73,344
d) Provident Fund Payable	81,900	74,250
e) ESI Contribution Payable	19,02,688	4,60,453
6. Other Current Liabilities	22,936	-
a) Salaries		
b) Receipts against Sponsored Projects	180,93,106	5,25,145
c) Receipts against Sponsored Fellowships & Scholarships	-	-
d) Unutilised Grants	-	-
e) Grants in Advance	-	-
f) Miscellaneous Funds		
g) Other Liabilities		
h) Scholarships	109,96,217	102,06,140
	-	-
TOTAL (A)	566,57,648	413,96,028
B. PROVISIONS		
1. For Taxation		
2. Gratuity	-	-
3. Superannuation/Pension	-	-
4. Accumulated Leave Encashment	-	-
5. LIC Premium Payable	-	-
6. Trade Warranties/Claims	1,94,902	1,71,159
7. Others (Specify)	-	-
	-	-
TOTAL (B)	1,94,902	1,71,159
TOTAL (A+B)	568,52,550	415,67,187



VIGNAN'S FOUNDATION FOR SCIENCE, TECHNOLOGY AND RESEARCH: VADLAMUDI.
SCHEDULES FORMING PART OF BALANCE SHEET AS AT 31.03.2017

SCHEDULE 6 - FIXED ASSETS

Particulars	Depreciation Rate	GROSS BLOCK				DEPRECIATION					NET BLOCK	
		Cost/valuation As at beginning of the Year	Additions during the Year	Deductions during the Year	Cost/valuation at the Year-end	As at the beginning of the Year	On Openings During the Year	On Additions During the Year	On Deductions during the Year	Total up to the Year-end	As at the Current Year-end	As at the Previous Year-end
I. Land:												
a) Freehold	0	32,063,708	16,650,750	0	48,714,458	0	0	0	0	0	48,714,458	32,063,708
b) Leasehold		0	0	0	0	0	0	0	0	0	0	0
II. Buildings:												
a) On Freehold Land		0	0	0	0	0	0	0	0	0	0	0
b) On Leasehold Land	10	463,232,562	35,000,000	0	498,232,562	113,167,594	35,006,497	1,750,000	0	149,924,091	348,308,471	350,064,968
c) Ownership Flats/Premises		0	0	0	0	0	0	0	0	0	0	0
d) Superstructures on Land not belonging to Educational Institutions		0	0	0	0	0	0	0	0	0	0	0
III. Plants, machinery & equipment	15	43,027,022	2,969,146	0	45,996,168	10,255,327	4,915,754	334,568	0	15,505,649	30,490,519	32,771,695
IV. Furniture & fixtures	10	50,399,731	6,156,474	0	56,556,205	11,361,948	3,903,778	578,099	0	15,843,825	40,712,380	39,037,783
V. Office Equipment	15	1,727,484	476,823	0	2,204,307	744,376	147,466	59,557	0	951,399	1,252,908	983,108
VI. Computer/peripherals	60	26,845,658	9,156,198	0	36,001,856	21,701,122	3,086,721	4,536,467	0	29,324,310	6,677,546	5,144,536
VII. Electric Installations	15	14,120,926	2,898,805	0	17,019,731	3,948,942	1,525,798	310,176	0	5,784,916	11,234,815	10,171,984
VIII. Library books	60	13,379,691	2,169,825	0	15,549,516	9,958,466	2,052,735	769,090	0	12,780,291	2,769,225	3,421,225
IX. Tube wells & water supply		0	0	0	0	0	0	0	0	0	0	0
XI. Lab Equipment	15	25,133,057	16,302,994	0	41,436,051	7,709,198	2,613,579	1,520,440	0	11,843,217	29,592,834	17,423,859
XII. Sports Equipment	15	1,477,843	287,089	0	1,764,932	486,757	148,663	21,532	0	656,952	1,107,980	991,086
XIV. Vehicles	15	7,366,755	260,000	0	7,626,755	2,068,998	794,664	19,500	0	2,883,162	4,743,593	5,297,757
XVII. University equipment	15	6,666,261	8,037,551	0	14,703,812	1,587,844	761,763	981,040	0	3,330,647	11,373,165	5,078,417
XVIII. Research & Development Equipment												
a) Computer Equipment	60	6,627,854	39,600	0	6,667,454	5,375,948	751,144	23,760	0	6,150,852	516,602	1,251,906
b) Computer Software	25	3,325,568	0	0	3,325,568	1,751,503	393,516	0	0	2,145,019	1,180,549	1,574,065
c) Lab Equipment	15	7,490,127	28,230,612	0	35,720,739	2,296,858	778,990	4,068,208	0	7,144,056	28,576,683	5,193,269
d) Library Books	60	1,196,022	0	0	1,196,022	1,086,667	65,613	0	0	1,152,280	43,742	109,355
e) Solar Vehicle	15	85,332	7,370	0	92,702	17,832	10,125	553	0	28,510	64,192	67,500
f) Vignan Viranchi Electric vehicle	15	115,130	0	0	115,130	24,609	13,578	0	0	38,187	76,943	90,521
g) Green House Project - Bio-Tech Dept	10	0	353,266	0	353,266	0	0	17,663	0	17,663	335,603	0
h) Student Project "Go Kart" - Mech Dept	15	0	155,325	0	155,325	0	0	17,408	0	17,408	137,917	0
XIV. Computer Software	25	3,555,847	2,353,409	0	5,909,256	1,006,295	637,388	340,508	0	1,984,191	3,925,065	2,549,552
A. Total of CURRENT YEAR		707,836,578	131,505,237	0	839,341,815	194,550,284	57,607,772	15,348,569	0	267,506,625	571,835,190	513,286,294
PREVIOUS YEAR		27,902,043	27,902,043	0	27,902,043	0	0	0	0	0	27,902,043	5,798,966
XII. Capital Work-in-Progress		0	34,180,078	0	34,180,078	0	0	0	0	0	34,180,078	83,173,967
TRANSFER TO ASSETS		0	60,660,402	0	60,660,402	0	0	0	0	0	60,660,402	61,070,890
B. NET WORK-IN-PROGRESS		27,902,043	1,421,719	0	1,421,719	0	0	0	0	0	1,421,719	27,902,043
TOTAL (A+B)		735,738,621	132,926,956	0	840,765,534	194,550,284	57,607,772	15,348,569	0	267,506,625	573,256,909	541,188,336



VIGNAN'S FOUNDATION FOR SCIENCE, TECHNOLOGY AND RESEARCH
VADLAMUDI

SCHEDULE 7 - CURRENT ASSETS

Particulars	As at 31.03.2017	As at 31.03.2016
1. Stock:		
a) Stores and Spares	-	-
b) Loose Tools	-	-
c) Publications	-	-
d) Unifroms	-	-
2. Sundry Debtors (Fee Receivables):		
a) Outstanding for a period exceeding six months	-	-
b) Others	-	-
3. Cash Balances in hand (including cheques/ drafts and imprest)	28,973	2,69,639
4. Bank Balances (to be further classified as pertaining to earmarked fund or otherwise)		
a) With Scheduled Banks:		
In Current Accounts	149,93,018	118,10,435
In Term Deposit Accounts	1444,09,424	1290,17,610
In Savings Accounts	2666,80,125	1523,11,841
b) With Non-Scheduled Banks:		
In Current Accounts	-	-
In term deposit Accounts	-	-
In Savings Accounts	-	-
5. Post Office- Savings Accounts	-	-
TOTAL		



VIGNAN'S FOUNDATION FOR SCIENCE, TECHNOLOGY AND RESEARCH
VADLAMUDI

SCHEDULE 8 - LOANS, ADVANCES & DEPOSITS

Particulars	As at 31.03.2017	As at 31.03.2016
1. Advances to Employees:		
(Non-interest bearing)		
a) Salary		
b) Festival	35,100	1,27,909
c) LTC	-	-
d) Medical Advance	-	-
e) Other (Advances for Expenditure)	-	-
2. Long Term Advances to Employees:	4,41,974	6,56,572
(Interest bearing)		
a) Vehicle loan		
b) Home loan	-	-
c) Others (to be specified)	-	-
3. Advances and other amounts recoverable in cash or in kind or for value to be received:		
a) On Capital Account	225,96,114	177,24,000
b) to suppliers	68,75,941	119,08,740
c) Service providers	4,60,968	7,09,202
4. Prepaid Expenses		
a) Insurance		
b) Internet	39,820	5,20,035
c) Others	16,20,631	20,70,231
5. Deposits	54,81,303	40,92,870
a) Telephone		
b) Lease Rent		
c) Electricity		
d) MCI, if applicable	19,18,950	16,32,750
e) Security deposit	-	-
f) Gas deposit	750	750
g) AP Food Processing Society	6,800	6,800
6. Income Accrued	50,000	50,000
a) On Inv. Earmarked/Endowment Funds		
b) On Investments-Others	-	-
c) On Loans and Advances	-	-
d) Fee receivable		
7. Other receivable	98,88,771	349,82,531
a) Debit balances in Sponsored Projects		
b) Debit balances in Fellowship & Scholarship	-	-
c) Grants Recoverable	-	-
d) TDS Receivables	-	-
e) TCS Receivables	46,08,574	33,88,498
f) Others	3,60,326	3,60,326
8. Claims Receivable	-	25,000
	-	-
TOTAL	543,86,022	782,56,214



VIGNAN'S FOUNDATION FOR SCIENCE, TECHNOLOGY AND RESEARCH
VADLAMUDI

SCHEDULE 9 - ACADEMIC RECEIPTS

Particulars	As at 31.03.2017	As at 31.03.2016
FEE FROM STUDENTS		
Academic		
1. Tuition Fee	5086,57,003	4502,99,707
2. Admission Fee	383,66,100	194,70,000
3. Campus Recruitment Training Fee	-	-
Total (A)	5470,23,103	4697,69,707
Examinations		
1. Admission-test Fee	76,56,586	112,92,960
2. Annual Examination Fee	317,71,350	302,32,740
3. Mark Sheet, Certificate Fee	36,55,450	26,82,000
Total (B)	430,83,386	442,07,700
Other fees		
1. Identity Card Fee	1,53,180	4,92,634
2. Consultancy and other receipts	67,28,736	57,84,248
3. Medical Fee	-	-
4. Transportation Fee	-	-
5. Other Receipts		
i) Non Govt Research Grants	51,00,700	42,45,120
ii) Consultancy Receipts	65,87,325	25,64,000
iii) Receipts from non govt bodies for infrastructure	30,00,000	65,00,000
iv) Receipts from Alumni Contribution	14,92,000	9,78,000
Total (C)		
Sale of Publications		
1. Sale of Syllabus and Question Paper, etc.	-	-
2. Sale of Prospectus including Admission Forms	-	-
Total (D)		
GRAND TOTAL (A+B+C+D)	5901,06,488	5139,77,407



VIGNAN'S FOUNDATION FOR SCIENCE, TECHNOLOGY AND RESEARCH
VADLAMUDI

SCHEDULE 10 - GRANTS & DONATIONS (Irrevocable Grants & Subsidies Received)

Particulars	As at 31.03.2017	As at 31.03.2016
1) Central Government	-	-
2) State Government(s)	-	-
3) Government Agencies	-	-
4) Institutions/Welfare Bodies	-	-
5) International Organisations	-	-
6) Others (Specify)	-	-
TOTAL	-	-

SCHEDULE 11 - OTHER INCOME

Particulars	As at 31.03.2017	As at 31.03.2016
A. Income from Land & Building		
1. Hostel Room Rent	-	-
2. License Fee	-	-
3. Hire Charges of Auditorium/Play Ground/ Convention Centre, etc.,	-	-
4. Electricity & Water Charges	-	-
Total	-	-
B. Sale of Institute's publications	-	-
C. Income from holding events		
1. Gross Receipts from Annual Function/Sports Carnival	-	-
Less: Direct Exp. on the Annual Function/Sports Carnival	-	-
2. Gross Receipts from Fetes	-	-
Less: Direct Expenditure incurred on the Fetes	-	-
3. Gross Receipts for Educational Tours	-	-
Less: Direct Expenditure incurred on the Tours	-	-
4. Others (to be specified and separately disclosed)	-	-
Total	-	-
D. Interest on Term Deposits:		
a) With Scheduled Banks (FDRs)	121,64,484	91,42,383
b) With Non-Scheduled Banks	-	-
c) With Institutions	-	-
d) Others	-	-
Total	121,64,484	91,42,383
E. Interest on Savings Accounts:		
a) With Scheduled Banks	68,39,875	65,066
b) With Non-Scheduled Banks	-	-
c) With Institutions	-	-
d) Others	-	-
Total	68,39,875	65,066
F. Interest On Loans:		



Particulars	As at 31.03.2017	As at 31.03.2016
a) Employees/Staff	-	-
b) Others	-	-
Total	-	-
G. Interest on Debtors and Other Receivables	-	-
H. Others	-	-
1. RTI Fee	-	-
2. Income from Royalty	-	-
3. Sale of Application Forms (Recruitment)	-	-
4. Application Fee	-	-
5. Profit on Sale/Disposal of Assets:	-	-
a) Owned Assets	-	-
b) Assets acquired out of Grants/received Free of Cost	-	-
6. Others	-	-
7. Prior Period Adjustments	-	-
Total	-	-
GRAND TOTAL (A+B+C+D+E+F+G+H)	190,04,358	92,07,449




**VIGNAN'S FOUNDATION FOR SCIENCE, TECHNOLOGY AND RESEARCH
VADLAMUDI**

SCHEDULE 12 - STAFF PAYMENTS & BENEFITS

Particulars	As at 31.03.2017	As at 31.03.2016
a) Salaries and Wages		
Teaching Staff	1656,38,594	1546,56,728
Non-Teaching Staff	454,74,689	429,61,450
b) Incentives	9,45,765	29,49,340
c) Contribution to Provident Fund	63,67,122	62,88,211
d) Staff Welfare Expenses	34,03,092	50,46,516
e) Honorarium	7,93,479	8,27,098
f) Faculty Development	42,31,042	49,17,150
g) Staff Recruitment expenses	5,86,547	6,50,598
h) Contribution to ESI	6,15,100	-
TOTAL	2280,55,430	2182,97,091

SCHEDULE 13 - ACADEMIC EXPENSES

Particulars	As at 31.03.2017	As at 31.03.2016
a) Laboratory Expenses	14,20,591	9,93,958
b) Field Work/Participation	2,35,611	4,56,920
c) Seminar/Workshop	26,12,796	8,36,111
d) Payment to Visiting Faculty	27,74,715	13,86,500
e) Seed Money	16,00,000	10,00,000
f) Examination Expenses	123,74,477	107,22,603
g) Student Welfare Expenses	91,60,551	30,44,936
h) Admission Expenses	232,65,586	210,27,725
i) Convocation Expenses	38,03,365	28,96,721
j) Publications	-	2,17,960
k) Stipend/Means-cum-Merit Scholarship	28,22,000	39,56,500
l) Training & Placement Expenses	78,71,783	178,09,571
TOTAL	679,41,475	643,49,505



VIGNAN'S FOUNDATION FOR SCIENCE, TECHNOLOGY AND RESEARCH
VADLAMUDI

SCHEDULE 14 - ADMINISTRATIVE AND GENERAL EXPENSES

Particulars	As at 31.03.2017	As at 31.03.2016
a) Electricity and Power	17869104	18336814
b) Rates, Taxes and Licences	3212813	2369919
c) Postage & Telegram	498884	517087
d) Telephone and Internet Charges	1702725	1727670
e) Printing and Stationary	3153890	4621346
f) Traveling and Conveyance Expenses	1957145	2840829
g) Expenses on Seminar/Workshops	2792734	137019
h) Rent	2624472	3623866
i) Auditors Remuneration	552000	411825
j) Advertisement and Publicity	38141206	31016171
k) Magazines & Journals	657527	912470
l) Miscellaneous Expenses	197251	188490
m) Functions & Celebrations	7376476	5062252
n) Research & Development	51196520	39323635
o) Expenditure on e- Journals	5497501	4174886
p) Security Charges	8636420	8165219
q) Meeting Expenses	1357794	1054729
r) Social Commitment Expenses	1447938	504361
s) Legal charges	1164500	-
t) Prior period adjustments	0	309333
TOTAL	150036900	125297921

SCHEDULE 15 - TRANSPORTATION EXPENSES

Particulars	As at 31.03.2017	As at 31.03.2016
1. Vehicles (Owned by Educational Institution)		
a) Running Expenses	1062191	692291
b) Repairs & Maintenance	377592	126670
c) Insurance Expenses	60481	72769
2. Vehicles (Not-owned by Educational Institution)		
a) Running, Repairs & Maintenance Expenses	1128020	1540941
TOTAL	2628284	2432671



VIGNAN'S FOUNDATION FOR SCIENCE, TECHNOLOGY AND RESEARCH
VADLAMUDI

SCHEDULE 16 - REPAIRS & MAINTENANCE

Particulars	As at 31.03.2017	As at 31.03.2016
a) Building	39,45,767	6,07,520
b) Fixtures	2,78,020	5,36,706
c) Plant & Machinery	2,09,282	3,22,939
d) Office/Sports Equipments	10,15,788	8,60,362
e) Computer Maintenance (including Softwares)	7,56,536	7,27,128
f) University Maintenance	28,04,944	58,98,627
g) Electrical Maintenance	11,10,236	10,00,739
TOTAL	101,20,573	99,54,021

SCHEDULE 17 - FINANCE COSTS

Particulars	As at 31.03.2017	As at 31.03.2016
a) Interest on Car loan	2,73,657	3,27,797
b) Interest on SOD Loan	7,67,932	16,08,541
c) Interest on term loan	340,72,676	99,52,274
d) Interest on Deposit Loans	5,67,068	58,56,733
e) Bank charges	7,82,437	75,99,805
TOTAL	364,63,771	253,45,150

SCHEDULE 18 - DEPRECIATION

Particulars	As at 31.03.2017	As at 31.03.2016
Depreciation	729,56,341	600,41,317
TOTAL		

